

Purpose: To provide detailed instructions describing how to do the assembly of the Tandem TX2 drogue attachment.

Applicability: This technical order is applicable to the following canopies:
P/N 317525-XXX TANDEM TX2.

Procedure:




Fig. 1. Locate (central top) the bridle attachment point composed by two tapes (1)(4) and two Dacron lines (3)(4).




Fig. 2. Pass the end loop of the deployment bag connection tape through the two tapes and the two Dacron lines as shown.




Fig. 3. Pass the deployment bag through the end loop of the deployment bag connection tape forming a lark knot.